



# Life School

## Charter FIRST Management Report

Financial Data for 2011-2012

Presented  
October 9, 2013

# Charter FIRST

## State Financial Accountability Rating Board Presentation October 9, 2013

- 1) PowerPoint Presentation
- 2) Management Report

State Reports Available at:

<https://pryor.tea.state.tx.us/Tea.CSSF.Web/Forms/District.aspx>

Life School CDN: 057807



MANAGEMENT REPORT  
FINANCIAL INTEGRITY RATING SYSTEM OF TEXAS  
2011-2012

# Objectives for Rating System

- Simple and Understandable
- Applicable to All Charter Schools
- Based on Hard Data
- Allows for Self Administrations
- Zero Burden to Charter Schools
- Provide an Early Warning
- Substantially within Charter School's Control
- Transparency

# How ratings are assessed

- A rating worksheet with 19 indicators must be completed for each charter district
- Indicators 1 through 6 are answered either Yes or No
- Indicators 7 through 19 are rated based on a scale of 0 to 5

# Indicators and District Status

- 1 – Did the charter school avoid holds on payments that were not cleared within 30 days as a result of untimely deposits to TRS or TWC?

2011-2012

Yes

2010-2011

Yes



# Indicators and District Status

- 2 – Was the total net asset balance in the statement of financial position for the charter school greater than zero?

2011-2012

Yes

2010-2011

Yes



# Indicators and District Status

- 3 – Were there no disclosures in the charter holder’s annual financial report and/or other sources of information concerning default on debt?

2011-2012

Yes

2010-2011

Yes





# Indicators and District Status

- 4 – Was the charter holder’s annual financial report filed within one month after the January 28<sup>th</sup> deadline?

2011-2012

Yes

2010-2011

Yes



# Indicators and District Status

- 5 – Was there an unqualified opinion in the charter holder's annual financial report?

2011-2012

Yes

2010-2011

Yes



# Indicators and District Status

- 6 – Did the charter holder’s annual financial report not disclose any instance(s) of material weaknesses in internal controls?

2011-2012

Yes

2010-2011

Yes



# Indicators and District Status

- 7 – Are the charter school's liabilities less than 80% of its assets?

2011-2012

74% 5 pts

2010-2011

78% 5 pts



# Indicators and District Status

- 8 – Did the comparison of PEIMS data to like information in the charter school’s annual financial report result in an aggregate variance of less than 3% of all expenses (Data Quality Measure)?

2011-2012

0%      5 pts

2010-2011

0%      5 pts



# Indicators and District Status

- 9 – Were the charter school's debt related expenses less than \$200 per student? (If the charter school's five-year percent change in students was a 7% increase or more, then the charter school receives 5 points)

2011-2012

\$719/student

39% growth 5 pts

2010-2011

\$704/student

71% growth 5 pts



# Indicators and District Status

- 10 – Was there no disclosure in the charter holder’s annual audit report of material noncompliance?

2011-2012

Yes 5 pts

2010-2011

Yes 5 pts



# Indicators and District Status

- 11– Did the charter school have full accreditation status in relation to financial management practices?

2011-2012

Yes 5 pts

2010-2011

Yes 5 pts





# Indicators and District Status

- 12– Was the charter school’s aggregate of budgeted expenses less than the aggregate of budgeted revenues and investments at the beginning of the year?

2011-2012

Yes    5 pts

2010-2011

Yes    5 pts



# Indicators and District Status

- 13 - Was the charter school's current ratio for all net asset groups greater than or equal to 1:1?

2011-2012

8.3:1 5 pts

2010-2011

4.8:1 5 pts



# Indicators and District Status

- 14 – Was the charter school's administrative cost ratio less than the threshold ratio?

2011-2012

.20 0 pts

2010-2011

.16 0 pts

Threshold Ratios:

1000-4999 ADA

.1401 (2011-2012 ADA = 3,547)

5000-9999 ADA

.1105



# Indicators and District Status

- 15 – Was the ratio of students to teachers within the ranges according to charter school size?

2011-2012

17.40 5 pts

2010-2011

16.55 5 pts

Ranges:

1000-4999 Students >11.5 < 22 (2011-2012 Students = 3,705)

5000-9999 Students >13.0 < 22



# Indicators and District Status

- 16– Was the ratio of students to total staff within the ranges according to charter school size?

2011-2012

10.29 5 pts

2010-2011

9.33 5 pts

Ranges:

1000-4999 Students >6.3 < 14 (2011-2012 Students = 3,705)

5000-9999 Students >6.8 < 14



# Indicators and District Status

- 17– Was the decrease in the charter school’s total net assets less than 20% over two fiscal years? (Calculation excludes depreciation and amortization)

2011-2012

Yes    5 pts

2010-2011

Yes    5 pts



# Indicators and District Status

- 18– Was the charter school’s aggregate total of cash and investments more than \$0?

2011-2012

Yes 5 pts

2010-2011

Yes 5 pts



# Indicators and District Status

- 19 – Did the charter school’s investment earnings in all net asset groups meet or exceed the average 3-month treasury bill rate?

2011-2012

Yes      5 pts

2010-2011

Yes      5 pts





# Determination of Rating

- Based on the summation of indicator scores:



- |                              |                                 |
|------------------------------|---------------------------------|
| ■ Superior Achievement       | 60-65 and Yes to Indicators 1-6 |
| ■ Above Standard Achievement | 55-59 and Yes to Indicators 1-6 |
| ■ Standard Achievement       | 50-54 and Yes to Indicators 1-6 |
| ■ Substandard Achievement    | <50 or No to any Indicator 1-6  |

# Additional Report Requirements

- ▣ Copy of Superintendent's Contract (posted on website)
- ▣ Disclose transactions involving the Superintendent and Board Members (Travel and Other Reimbursements)
- ▣ Other compensation received by the Superintendent
- ▣ Disclose gifts from vendors to Board and Employees
- ▣ Board member business transactions with the district
- ▣ Summary schedule of the data submitted to TEA for financial solvency

# Life School's Rating

**Superior  
Achievement  
2011-2012**



Complete report can be found on the district website @  
[www.lifeschools.net](http://www.lifeschools.net) - Compliance – Financial Transparency

# **LIFE SCHOOL Management Report**

## **TABLE OF CONTENTS**

Section One:	Comparison to Prior Year
Section Two:	Superintendent and Board Disclosures
Section Three:	Indicator Tests
Section Four:	Statewide Statistics

Section One:  
Comparison to Prior Year

Financial Integrity Rating System of Texas  
Life School

<b>2011-2012 Rating: Superior Achievement (highest rating)</b>			
<b>2010-2011 Rating: Superior Achievement (highest rating)</b>			
#	Indicator Description	2011-2012 Score	2010-2011 Score
1	Did the charter school avoid holds on payments that were not cleared within 30 days as a result of untimely deposits to TRS or TWC?	Yes	Yes
2	Was the total net asset balance in the statement of financial position for the charter school greater than zero?	Yes	Yes
3	Were there no disclosures in the charter holder's annual financial report and/or other sources of information concerning default on debt?	Yes	Yes
4	Was the charter holder's annual financial report filed within one month after the January 28th deadline?	Yes	Yes
5	Was there an unqualified opinion in the charter holder's annual financial report?	Yes	Yes
6	Did the charter holder's annual financial report not disclose any instance(s) of material weaknesses in internal controls?	Yes	Yes
7	Are the charter school's liabilities less than 80% of its assets?	5	5
8	Did the comparison of PEIMS data to like information in the charter school's annual financial report result in an aggregate variance of less than 3% of all expenses (Data Quality Measure)?	5	5
9	Were the charter school's debt related expenses less than \$200 per student? (If the charter school's five-year percent change in students was a 7% increase or more, then the charter school receives 5 points)	5	5
10	Was there no disclosure in the charter holder's annual audit report of material noncompliance?	5	5
11	Did the charter school have full accreditation status in relation to financial management practices?	5	5
12	Was the charter school's aggregate of budgeted expenses less than the aggregate of budgeted revenues and investments at the beginning of the year?	5	5
13	Was the charter school's current ratio for all net asset groups greater than or equal to 1:1?	5	5
14	Was the charter school's administrative cost ratio less than the threshold ratio?	0	0
15	Was the ratio of students to teachers within the ranges according to charter school size?	5	5
16	Was the ratio of students to total staff within the ranges according to charter school size?	5	5
17	Was the decrease in the charter school's total net assets less than 20% over two fiscal years? (Calculation excludes depreciation and amortization)	5	5
18	Was the charter school's aggregate total of cash and investments more than \$0?	5	5
19	Did the charter school's investment earnings in all net asset groups meet or exceed the average 3-month treasury bill rate?	5	5
		Score:	60
			60

## Determination Of Rating

A. Did The Charter School Answer <b>No</b> To Indicators 1, 2, 3 Or 4? Or Did The Charter School answer No To Both 5 or 6? If So, The Charter School's Rating Is <b>Substandard Achievement</b> .	
B. 2010-2011: Determine rating by applicable range for summation of the indicator scores (Indicators 7-19):	
<b>Superior Achievement</b>	60-65
<b>Above Standard Achievement</b>	55-59
<b>Standard Achievement</b>	50-54
<b>Substandard Achievement</b>	0-49

## Indicators 15 & 16 Ratios

<b>Indicator 15</b>	Ranges for Ratios		<b>Indicator 16</b>	Ranges for Ratios	
Charter School Size - Number of Students	Low	High	Charter School Size - Number of Students	Low	High
< 500	7	22	< 500	5	14
500-999	10	22	500-999	5.8	14
1000-4999	11.5	22	1000-4999	6.3	14
5000-9999	13	22	5000-9999	6.8	14
=> 10000	13.5	22	=> 10000	7	14

**Section Two:  
Superintendent and Board Disclosures**



## School FIRST Annual Financial Management Report

<b>CHARTER SCHOOL</b>
-----------------------

Title 19 Texas Administrative Code Chapter 109, Budgeting, Accounting, and Auditing Subchapter AA, Commissioner's Rules Concerning Financial Accountability Rating System, Section 109.1005. Effective 2/3/11. The template has been established to help the charter schools in gathering their data and presenting it at their School FIRST hearing. The template may not be all inclusive.

### Superintendent's Current Employment Contract

A copy of the superintendent's current employment contract at the time of the School FIRST hearing is to be provided. In lieu of publication in the annual School FIRST financial management report, the charter school may chose to publish the superintendent's employment contract on the charter school's Internet site. If published on the Internet, the contract is to remain accessible for twelve months.

### Reimbursements Received by the Superintendent and Board Members

For the Twelve-Month Period  
Ended August 31, 2012

<u>Description of Reimbursements</u>	<u>Brent Wilson</u>	<u>Sharon Williams</u>	<u>Justin Lathrop</u>	<u>Ruben Martinez</u>	<u>Christopher Clemmons</u>	<u>Dr. Matt Moreland</u>	<u>Cara Railey</u>
Meals	\$ 1,166.04	\$ -	\$ 58.57	\$ 80.74	\$ -	\$ 191.77	\$ 40.08
Lodging	\$ 1,892.27	\$ -	\$ 151.51	\$ -	\$ -	\$ -	\$ 151.51
Transportation	\$ 1,629.30	\$ -	\$ 295.33	\$ 257.57	\$ -	\$ 432.76	\$ 335.33
Motor Fuel	\$ 95.15	\$ -	\$ -	\$ -	\$ -	\$ -	\$ -
Other	\$ 1,229.22	\$ -	\$ -	\$ -	\$ -	\$ -	\$ -
<b>Total</b>	<b>\$6,011.98</b>	<b>\$0.00</b>	<b>\$505.41</b>	<b>\$338.31</b>	<b>\$0.00</b>	<b>\$624.53</b>	<b>\$526.92</b>

All "reimbursements" expenses, regardless of the manner of payment, including direct pay, credit card, cash, and purchase order are to be reported. Items to be reported per category include:  
Meals – Meals consumed out of town, and in geographic-boundary meals at area restaurants (outside of board meetings, excludes catered board meeting meals).  
Lodging - Hotel charges.  
Transportation - Airfare, car rental (can include fuel on rental, taxis, mileage reimbursements, leased cars, parking and tolls).  
Motor fuel – Gasoline.  
Other: - Registration fees, telephone/cell phone, internet service, fax machine, and other reimbursements (or on-behalf of) to the superintendent and board member not defined above.

**Outside Compensation and/or Fees Received by the Superintendent for Professional Consulting and/or Other Personal Services**

For the Twelve-Month Period  
 Ended August 31, 2012

<u>Name(s) of Entity(ies)</u>	Amount Received
None	\$0.00
Total	<u>\$0.00</u>

Compensation does not include business revenues generated from a family business (farming, ranching, etc.) that has no relation to charter school business.

**Gifts Received by Executive Officers and Board Members (and First Degree Relatives, if any)  
 (gifts that had an economic value of \$250 or more in the aggregate in the fiscal year)**

For the Twelve-Month Period  
 Ended August 31, 2012

	<b>Brent Wilson</b>	<b>Sharon Williams</b>	<b>Justin Lathrop</b>	<b>Ruben Martinez</b>	<b>Christopher Clemmons</b>	<b>Dr. Matt Moreland</b>	<b>Cara Railey</b>
Total	<u>\$0.00</u>	<u>\$0.00</u>	<u>\$0.00</u>	<u>\$0.00</u>	<u>\$0.00</u>	<u>\$0.00</u>	<u>\$0.00</u>

**Note** – An executive officer is defined as the superintendent, unless the board of trustees or the charter school administration names additional staff under this classification for local officials.

**Business Transactions Between Charter School and Board Members**

For the Twelve-Month Period  
 Ended August 31, 2012

	<b>Sharon Williams</b>	<b>Justin Lathrop</b>	<b>Ruben Martinez</b>	<b>Christopher Clemmons</b>	<b>Dr. Matt Moreland</b>	<b>Cara Railey</b>
Amounts	<u>\$0.00</u>	<u>\$0.00</u>	<u>\$0.00</u>	<u>\$0.00</u>	<u>\$0.00</u>	<u>\$0.00</u>

**Note** - The summary amounts reported under this disclosure are not to duplicate the items disclosed in the summary schedule of reimbursements received by board members.

**Summary Schedule of Data Submitted under the Financial Solvency Provisions of TEC §39.0822**

General Fund - First-Quarter Expenses By Object Code

Report 2012-2013 first-quarter (first three months of fiscal year 2012-2013) NET ASSETS expenses by object code using whole numbers.

<b>Payroll-</b> Expenses for payroll costs	object codes 6110-6149	\$ 5,110,235
<b>Contract Costs-</b> Expenses for services rendered by firms, individuals, and other organizations	object code series 6200	<u>\$ 1,409,568</u>
<b>Supplies and Materials-</b> Expenses for supplies and materials necessary to maintain and/or operate furniture, computers, equipment, vehicles, grounds, and facilities	object code series 6300	<u>\$ 571,006</u>
<b>Other Operating-</b> Expenses for items other than payroll, professional and contracted services, supplies and materials, debt service, and capital outlay	object code series 6400	<u>\$ 204,679</u>
<b>Debt Service-</b> Expenses for debt service	object code series 6500	<u>\$ 697,274</u>
<b>Capital Outlay-</b> Expenses for land, buildings, and equipment	object code series 1500	<u>\$ 206,055</u>

Additional Financial Solvency Questions

- |  |     |          |
|--|-----|----------|
|  | Yes | No       |
| 1) At any time in the last two years, has your charter school borrowed funds to pay for operating expenses without repaying these funds within 12 months from the time that they were borrowed?  |     | <u>X</u> |
| 2) Has the charter school declared bankruptcy within the past two years?   |     | <u>X</u> |
| 3) Provide comments or explanations for WADA-to-staff ratios significantly (more than 30 percent) below the norm, rapid depletion of net asset balances, or any significant discrepancies between actual budget figures and projected revenues and expenses, or any other information that may be helpful in evaluating the charter school's financial solvency. |     |          |

<u>Mean WADA-to-ALL STAFF Ratio</u>	<u>70% of Mean WADA-to-ALL STAFF Ratio</u>	<u>Charter School Size</u>
9.74	6.82	Under 100
10.18	7.13	100 to 249
11.73	8.21	250 to 499
11.99	8.39	500 to 999
11.97	8.38	1,000 to 1,599
12.48	8.74	1,600 to 2,999
14.61	10.23	3,000 to 4,999
13.26	9.28	5,000 to 9,999
12.07	8.45	10,000 to 24,999

Life School's WADA to all staff ratio is within the norm as presented above for school size 3,000 to 4,999.

- 4) How many executive directors/superintendents has your charter school had in the last three years? 2
- 5) How many business managers has your charter school had in the last three years? 2

## Section Three: Indicator Tests



User: Jennifer.wilson

User Role: District

Year:  CDN:

2011-2012 Charter School Status Detail

Charter School Status Detail    Indicator Detail Summary    Determination of Ratings

Size-Dependent Indicators

Status	Indicator Num	Indicator Description	Updated	Score
P	†1 1	<a href="#">Did The Charter School Avoid Holds On Payments That Were Not Cleared Within 30 Days, As A Result Of Untimely Deposits To TRS Or TWC?</a>	6/20/2013 10:42:49 AM	YES
P	†1 2	<a href="#">Was The Total Net Asset Balance In The Statement Of Financial Position For The Charter School Greater Than Zero? (If The Charter School's Five-Year Percent Change In Students Was A 10% Increase Or More, Then The Charter School Passes This Indicator).</a>	6/20/2013 10:42:49 AM	YES
P	†1 3	<a href="#">Were There No Disclosures In The Charter Holder's Annual Financial Report And/Or Other Sources Of Information Concerning Default On Debt?</a>	6/20/2013 10:42:49 AM	YES
P	†1 4	<a href="#">Was The Charter Holder's Annual Financial Report Filed Within One Month After The November 27th Or January 28th Deadline Depending Upon The Charter School's Fiscal Year End Date (June 30th Or August 31st)?</a>	6/20/2013 10:42:49 AM	YES
P	†2 5	<a href="#">Was There An Unqualified Opinion In The Charter Holder's Annual Financial Report?</a>	6/20/2013 10:42:49 AM	YES
P	†2 6	<a href="#">Did The Charter Holder's Annual Financial Report Not Disclose Any Instance(s) Of Material Weaknesses In Internal Controls?</a>	6/20/2013 10:42:49 AM	YES
	7	<a href="#">Are the Charter School's Liabilities Less Than 80% Of Its Assets?</a>	6/20/2013 10:42:49 AM	5
	8	<a href="#">Did The Comparison Of PEIMS Data To Like Information In The Charter School's</a>	6/20/2013 10:42:49 AM	5

		<a href="#">Annual Financial Report Result In An Aggregate Variance Of Less Than 3% Of All Expenses (Data Quality Measure)?</a>		
	9	<a href="#">Were The Charter School's Debt Related Expenses Less Than \$200 Per Student? (If The Charter School's Five-year Percent Change In Students Was A 7% Increase Or More, Then The Charter School Receives 5 Points)</a>	6/20/2013 10:42:49 AM	5
	10	<a href="#">Was There No Disclosure In The Charter Holder's Annual Audit Report Of Material Noncompliance?</a>	6/20/2013 10:42:49 AM	5
	11	<a href="#">Did The Charter School Have No Monitor, Conservator, Manager, Or Board Of Managers Assigned For Financial Management Reasons?</a>	6/20/2013 10:42:49 AM	5
	12	<a href="#">Was The Charter School's Aggregate Of Budgeted Expenses Less Than The Aggregate Of Budgeted Revenues And Cash And Investments At The Beginning Of The Year?</a>	6/20/2013 10:42:49 AM	5
	13	<a href="#">Was The Charter School's Current Ratio For All Net Asset Groups Greater Than Or Equal To 1:1?</a>	6/20/2013 10:42:49 AM	5
	14	<a href="#">Was The Charter School's Administrative Cost Ratio Less Than The Threshold Ratio? (Threshold Shown On The "Result Determination Reference" Tab)</a>	6/20/2013 10:42:49 AM	0
	15	<a href="#">Was The Ratio Of Students To Teachers Within The Ranges According To Charter School Size? (Ranges Shown On The "Result Determination Reference" Tab)</a>	6/20/2013 10:42:49 AM	5
	16	<a href="#">Was The Ratio Of Students To Total Staff Within The Ranges According To Charter School Size? (Ranges Shown On The "Result Determination Reference" Tab)</a>	6/20/2013 10:42:49 AM	5
	17	<a href="#">Was The Decrease In The Charter School's Total Net Assets Less Than 20% Over Two Fiscal Years? (Calculation Excludes Depreciation And Amortization)</a>	6/20/2013 10:42:49 AM	5
	18	<a href="#">Was The Charter School's Aggregate Total Of Cash And Investments More Than Zero?</a>	6/20/2013 10:42:49 AM	5
	19	<a href="#">Did The Charter School's Investment Earnings In All Net Asset Groups Meet Or Exceed The Average 3-Month Treasury Bill Rate?</a>	6/20/2013 10:42:49 AM	5
				60 Weighted Sum
				1 Multiplier Sum
				60 Score



User: Jennifer.wilson

User Role: District

Year: 2011-2012

CDN: 057807

Select An Option

Help

Home

Exit

---

## 2011-2012 Indicator Test 1

Indicator Details and Formula

Result Determination Reference

<b>Charter School Name:</b>	<b>LIFE SCHOOL(057807)</b>
<b>Indicator:</b>	<b>Did The Charter School Avoid Holds On Payments That Were Not Cleared Within 30 Days, As A Result Of Untimely Deposits To TRS Or TWC?</b>
<b>Status</b>	Passed
<b>Last Updated:</b>	6/20/2013 10:42:49 AM
<b>Formula</b>	
None	
<b>Field</b>	<b>Value</b>
<b>FSP Holds:</b>	<input checked="" type="checkbox"/>

## Options

Print

Back

Audit Home Page: [School Financial Audits](#) | Send comments or suggestions to [schoolaudits@tea.state.tx.us](mailto:schoolaudits@tea.state.tx.us)  
The [Texas Education Agency](#)

1701 North Congress Avenue · Austin, Texas, 78701 · (512) 463-9095

[Copyright © Texas Education Agency \(TEA\) 2007-2012](#)

This website is best viewed in Internet Explorer 6.0 and above.



User: Jennifer.wilson

User Role: District

Year: 2011-2012

CDN: 057807

Select An Option

Help

Home

Exit

## 2011-2012 Indicator Test 2

Indicator Details and Formula

Result Determination Reference

Charter School Name: LIFE SCHOOL(057807)

Indicator:

**Was The Total Net Asset Balance In The Statement Of Financial Position For The Charter School Greater Than Zero? (If The Charter School's Five-Year Percent Change In Students Was A 10% Increase Or More, Then The Charter School Passes This Indicator).**

Status

Passed

Last Updated:

6/20/2013 10:42:49 AM

**Formula**

A &gt; B

OR

 $((C - D) / D) * 100 \geq E$ **Field****Value**

A. Current Total Net Assets: 13686407.0000

B. Current Net Assets Threshold: 0

OR

C. Current Student Membership: 3939

D. Previous Student Membership (-4 years): 2829

E. Threshold for Five-Year Percent Change in Students : 10

**Options**





User: Jennifer.wilson

User Role: District

Year: 2011-2012

CDN: 057807

Select An Option

Help

Home

Exit

---

**2011-2012 Indicator Test 3**

Indicator Details and Formula

Result Determination Reference

<b>Charter School Name:</b>	<b>LIFE SCHOOL(057807)</b>
<b>Indicator:</b>	<b>Were There No Disclosures In The Charter Holder's Annual Financial Report And/Or Other Sources Of Information Concerning Default On Debt?</b>
<b>Status</b>	Passed
<b>Last Updated:</b>	6/20/2013 10:42:49 AM
<b>Formula</b>	
None	
<b>Field</b>	<b>Value</b>
<b>No Debt Defaults:</b>	<input checked="" type="checkbox"/>

**Options**

Print

Back

Audit Home Page: [School Financial Audits](#) | Send comments or suggestions to [schoolaudits@tea.state.tx.us](mailto:schoolaudits@tea.state.tx.us)  
The [Texas Education Agency](#)

1701 North Congress Avenue · Austin, Texas, 78701 · (512) 463-9095

[Copyright © Texas Education Agency \(TEA\) 2007-2012](#)

This website is best viewed in Internet Explorer 6.0 and above.



User: Jennifer.wilson

User Role: District

Year: CDN: 


---

**2011-2012 Indicator Test 4**

Indicator Details and Formula

Result Determination Reference

**Charter School Name:** LIFE SCHOOL(057807)

**Indicator:**

**Was The Charter Holder's Annual Financial Report Filed Within One Month After The November 27th Or January 28th Deadline Depending Upon The Charter School's Fiscal Year End Date (June 30th Or August 31st)?**

**Status**

Passed

**Last Updated:**

6/20/2013 10:42:49 AM

**Formula**

A <= (B + C)

**Field**

**Value**

A. Audit Report Received Date:

B. Fiscal Year End Date:

C. Submission Deadline Days:

**Options**

Audit Home Page: [School Financial Audits](#) | Send comments or suggestions to [schoolaudits@tea.state.tx.us](mailto:schoolaudits@tea.state.tx.us)  
The [Texas Education Agency](#)

1701 North Congress Avenue · Austin, Texas, 78701 · (512) 463-9095



User: Jennifer.wilson

User Role: District

Year: 2011-2012

CDN: 057807

Select An Option

Help

Home

Exit

## 2011-2012 Indicator Test 5

Indicator Details and Formula

Result Determination Reference

Charter School Name: LIFE SCHOOL(057807)

Indicator: Was There An Unqualified Opinion In The Charter Holder's Annual Financial Report?

Status: Passed

Last Updated: 6/20/2013 10:42:49 AM

## Formula

None

## Field

## Value

Clean Audit:



## Options

Print

Back

Audit Home Page: [School Financial Audits](#) | Send comments or suggestions to [schoolaudits@tea.state.tx.us](mailto:schoolaudits@tea.state.tx.us)The [Texas Education Agency](#)

1701 North Congress Avenue · Austin, Texas, 78701 · (512) 463-9095

[Copyright © Texas Education Agency \(TEA\) 2007-2012](#)

This website is best viewed in Internet Explorer 6.0 and above.

CSSF 1.1.0.5



User: Jennifer.wilson

User Role: District

Year: 2011-2012

CDN: 057807

Select An Option

Help

Home

Exit

## 2011-2012 Indicator Test 6

Indicator Details and Formula

Result Determination Reference

Charter School Name: LIFE SCHOOL(057807)

Indicator:

**Did The Charter Holder's Annual Financial Report Not Disclose Any Instance(s) Of Material Weaknesses In Internal Controls?**

Status

Passed

Last Updated:

6/20/2013 10:42:49 AM

**Formula**

None

**Field****Value**

Material Weakness:

**Options**

Print

Back

Audit Home Page: [School Financial Audits](#) | Send comments or suggestions to [schoolaudits@tea.state.tx.us](mailto:schoolaudits@tea.state.tx.us)  
The [Texas Education Agency](#)

1701 North Congress Avenue · Austin, Texas, 78701 · (512) 463-9095

[Copyright © Texas Education Agency \(TEA\) 2007-2012](#)

This website is best viewed in Internet Explorer 6.0 and above.



User: Jennifer.wilson

User Role: District

Year: 2011-2012

CDN: 057807

Select An Option

Help

Home

Exit

## 2011-2012 Indicator Test 7

Indicator Details and Formula

Result Determination Reference

Charter School Name: LIFE SCHOOL(057807)

Indicator: Are the Charter School's Liabilities Less Than 80% Of Its Assets?

Results/Points 5

Last Updated: 6/20/2013 10:42:49 AM

## Formula

 $(( A / B ) < C )$ 

Field

Value

A. Total Liabilities: 39071846.0000

B. Total Assets: 52758253.0000

C. Threshold for percentage of Liabilities covered by Assets: 0.8

## Options

Print

Back

Audit Home Page: [School Financial Audits](#) | Send comments or suggestions to [schoolaudits@tea.state.tx.us](mailto:schoolaudits@tea.state.tx.us)The [Texas Education Agency](#)

1701 North Congress Avenue · Austin, Texas, 78701 · (512) 463-9095

[Copyright © Texas Education Agency \(TEA\) 2007-2012](#)



User: Jennifer.wilson

User Role: District

Year:  CDN:

2011-2012 Indicator Test 8

Indicator Details and Formula      Result Determination Reference

<b>Charter School Name:</b>	<b>LIFE SCHOOL(057807)</b>
<b>Indicator:</b>	<b>Did The Comparison Of PEIMS Data To Like Information In The Charter School's Annual Financial Report Result In An Aggregate Variance Of Less Than 3% Of All Expenses (Data Quality Measure)?</b>
<b>Results/Points</b>	5
<b>Last Updated:</b>	6/20/2013 10:42:49 AM
<b>Formula</b>	
(( A / B ) < C )	
<b>Field</b>	<b>Value</b>
A. Data Variance (Sum of Differences) :	<input type="text" value="507.0000"/>
B. Total Expenses:	<input type="text" value="32185192.0000"/>
C. Threshold for percentage of Data Variance:	<input type="text" value="0.03"/>

**Options**

Audit Home Page: [School Financial Audits](#) | Send comments or suggestions to [schoolaudits@tea.state.tx.us](mailto:schoolaudits@tea.state.tx.us)



User: Jennifer.wilson

User Role: District

Year:  CDN:

2011-2012 Indicator Test 9

Indicator Details and Formula      Result Determination Reference

<b>Charter School Name:</b>	<b>LIFE SCHOOL(057807)</b>
<b>Indicator:</b>	<b>Were The Charter School's Debt Related Expenses Less Than \$200 Per Student? (If The Charter School's Five-year Percent Change In Students Was A 7% Increase Or More, Then The Charter School Receives 5 Points)</b>
<b>Results/Points</b>	5
<b>Last Updated:</b>	6/20/2013 10:42:49 AM
<b>Formula</b>	
((B - C) / C) >= E	
OR	
(( A / B) < D )	
<b>Field</b>	<b>Value</b>
A. Debt Expense:	<input type="text" value="2833780.0000"/>
B. Current Student Membership:	<input type="text" value="3939"/>
C. Previous Student Membership (-4 years):	<input type="text" value="2829"/>
D. Threshold for Debt to Student Membership Ratio :	<input type="text" value="200"/>
E. Threshold for Five-Year Percent Change in Students :	<input type="text" value="0.07"/>

**Options**



User: Jennifer.wilson

User Role: District

Year: 2011-2012

CDN: 057807

Select An Option

Help

Home

Exit

## 2011-2012 Indicator Test 10

Indicator Details and Formula

Result Determination Reference

Charter School Name: LIFE SCHOOL(057807)

Indicator: Was There No Disclosure In The Charter Holder's Annual Audit Report Of Material Noncompliance?

Results/Points 5

Last Updated: 6/20/2013 10:42:49 AM

## Formula

None

Field

Value

(Not) Material Non-Compliance:



## Options

Print

Back

Audit Home Page: [School Financial Audits](#) | Send comments or suggestions to [schoolaudits@tea.state.tx.us](mailto:schoolaudits@tea.state.tx.us)The [Texas Education Agency](#)

1701 North Congress Avenue · Austin, Texas, 78701 · (512) 463-9095

[Copyright © Texas Education Agency \(TEA\) 2007-2012](#)

This website is best viewed in Internet Explorer 6.0 and above.





User: Jennifer.wilson

User Role: District

Year: 2011-2012

CDN: 057807

Select An Option

Help

Home

Exit

---

**2011-2012 Indicator Test 11**

Indicator Details and Formula

Result Determination Reference

<b>Charter School Name:</b>	<b>LIFE SCHOOL(057807)</b>
<b>Indicator:</b>	<b>Did The Charter School Have No Monitor, Conservator, Manager, Or Board Of Managers Assigned For Financial Management Reasons?</b>
<b>Results/Points</b>	5
<b>Last Updated:</b>	6/20/2013 10:42:49 AM
<b>Formula</b>	
None	
<b>Field</b>	<b>Value</b>
<b>Full Accreditation :</b>	<input checked="" type="checkbox"/>

**Options**

Print

Back

Audit Home Page: [School Financial Audits](#) | Send comments or suggestions to [schoolaudits@tea.state.tx.us](mailto:schoolaudits@tea.state.tx.us)  
The [Texas Education Agency](#)

1701 North Congress Avenue · Austin, Texas, 78701 · (512) 463-9095

[Copyright © Texas Education Agency \(TEA\) 2007-2012](#)

This website is best viewed in Internet Explorer 6.0 and above.



User: Jennifer.wilson

User Role: District

Year: 2011-2012

CDN: 057807

Select An Option

Help

Home

Exit

## 2011-2012 Indicator Test 12

Indicator Details and Formula

Result Determination Reference

Charter School Name: LIFE SCHOOL(057807)

Indicator:

Was The Charter School's Aggregate Of Budgeted Expenses Less Than The Aggregate Of Budgeted Revenues And Cash And Investments At The Beginning Of The Year?

Results/Points

5

Last Updated:

6/20/2013 10:42:49 AM

## Formula

$$((A - B) + (C + D)) \geq E$$

Field

Value

A. Budgeted Revenue:	29973108.0000
B. Budgeted Expense:	27178213.0000
C. Previous Year Cash on Hand:	9014461.0000
D. Previous Year Investment:	3213766.0000
E. Zero Plus Allowance for Rounding:	-100

## Options

Print

Back



User: Jennifer.wilson

User Role: District

Year: CDN: 


---

**2011-2012 Indicator Test 13**

Indicator Details and Formula

Result Determination Reference

**Charter School Name:** **LIFE SCHOOL(057807)**

**Indicator:** **Was The Charter School's Current Ratio For All Net Asset Groups Greater Than Or Equal To 1:1?**

**Results/Points** 5

**Last Updated:** 6/20/2013 10:42:49 AM

**Formula**

(( A / B ) &gt;= C

**Field****Value**A. Current Assets: B. Current Liabilities: C. Threshold for Current Assets to Current Liabilites Ratio : **Options**Audit Home Page: [School Financial Audits](#) | Send comments or suggestions to [schoolaudits@tea.state.tx.us](mailto:schoolaudits@tea.state.tx.us)The [Texas Education Agency](#)

1701 North Congress Avenue · Austin, Texas, 78701 · (512) 463-9095

[Copyright © Texas Education Agency \(TEA\) 2007-2012](#)



User: Jennifer.wilson

User Role: District

Year: 2011-2012

CDN: 057807

Select An Option

Help

Home

Exit

## 2011-2012 Indicator Test 14

Indicator Details and Formula

Result Determination Reference

Charter School Name: LIFE SCHOOL(057807)

Indicator:

**Was The Charter School's Administrative Cost Ratio Less Than The Threshold Ratio? (Threshold Shown On The "Result Determination Reference" Tab)**

Results/Points

0

Last Updated:

6/20/2013 10:42:49 AM

**Formula**

(( A / B ) &lt; Threshold (Based on Charter School Size)

**Field****Value**

Average Daily Attendance:

3806.379

A. Admin Costs:

2873851.0000

B. Other Costs:

14220734.0000

**Options**

Print

Back

Audit Home Page: [School Financial Audits](#) | Send comments or suggestions to [schoolaudits@tea.state.tx.us](mailto:schoolaudits@tea.state.tx.us)  
The [Texas Education Agency](#)

1701 North Congress Avenue · Austin, Texas, 78701 · (512) 463-9095

[Copyright © Texas Education Agency \(TEA\) 2007-2012](#)



User: Jennifer.wilson

User Role: District

Year: 2011-2012

CDN: 057807

Select An Option

Help

Home

Exit

---

**2011-2012 Indicator Test 15**

Indicator Details and Formula

Result Determination Reference

**Charter School Name:** LIFE SCHOOL(057807)

**Indicator:**

**Was The Ratio Of Students To Teachers Within The Ranges According To Charter School Size? (Ranges Shown On The "Result Determination Reference" Tab)**

**Results/Points**

5

**Last Updated:**

6/20/2013 10:42:49 AM

**Formula**

(( A / B ) < Threshold (Based of District Size)

**Field****Value**

A. Number of Students in Membership:

3939

B. Number of Teachers:

226.4165

**Options**

Print

Back

Audit Home Page: [School Financial Audits](#) | Send comments or suggestions to [schoolaudits@tea.state.tx.us](mailto:schoolaudits@tea.state.tx.us)  
The [Texas Education Agency](#)

1701 North Congress Avenue · Austin, Texas, 78701 · (512) 463-9095



User: Jennifer.wilson

User Role: District

Year:  CDN:

2011-2012 Indicator Test 16

Indicator Details and Formula      Result Determination Reference

<b>Charter School Name:</b>	<b>LIFE SCHOOL(057807)</b>
<b>Indicator:</b>	<b>Was The Ratio Of Students To Total Staff Within The Ranges According To Charter School Size? (Ranges Shown On The "Result Determination Reference" Tab)</b>
<b>Results/Points</b>	5
<b>Last Updated:</b>	6/20/2013 10:42:49 AM
<b>Formula</b>	
(( A / B ) < Threshold (Based of District Size)	
<b>Field</b>	<b>Value</b>
A. Number of Students in Membership:	<input type="text" value="3939"/>
B. Number of Staff FTE:	<input type="text" value="382.8273"/>

**Options**

Audit Home Page: [School Financial Audits](#) | Send comments or suggestions to [schoolaudits@tea.state.tx.us](mailto:schoolaudits@tea.state.tx.us)  
 The [Texas Education Agency](#)  
 1701 North Congress Avenue · Austin, Texas, 78701 · (512) 463-9095



User: Jennifer.wilson

User Role: District

Year:  CDN:

2011-2012 Indicator Test 17

Indicator Details and Formula      Result Determination Reference

<b>Charter School Name:</b>	<b>LIFE SCHOOL(057807)</b>
<b>Indicator:</b>	<b>Was The Decrease In The Charter School's Total Net Assets Less Than 20% Over Two Fiscal Years? (Calculation Excludes Depreciation And Amortization)</b>
<b>Results/Points</b>	5
<b>Last Updated:</b>	6/20/2013 10:42:49 AM
<b>Formula</b>	
(((B + D) - (A + C)) / ABS(A + C))	
<b>Field</b>	<b>Value</b>
A. Total Net Assets Two Years Prior:	<input type="text" value="9893250.0000"/>
B. Current Total Net Assets:	<input type="text" value="13686407.0000"/>
C. Accumulated Depreciation Two Years Prior:	<input type="text" value="2097155.0000"/>
D. Current Accumulated Depreciation:	<input type="text" value="5052475.0000"/>

**Options**



User: Jennifer.wilson

User Role: District

Year: CDN: **2011-2012 Indicator Test 18**

Indicator Details and Formula

Result Determination Reference

Charter School Name: **LIFE SCHOOL(057807)**Indicator: **Was The Charter School's Aggregate Total Of Cash And Investments More Than Zero?**

Results/Points: 5

Last Updated: 6/20/2013 10:42:49 AM

**Formula**

(A + B) &gt; C

**Field****Value**A. Cash on Hand: B. Investment Amount : C. Threshold: **Options**Audit Home Page: [School Financial Audits](#) | Send comments or suggestions to [schoolaudits@tea.state.tx.us](mailto:schoolaudits@tea.state.tx.us)  
The [Texas Education Agency](#)

1701 North Congress Avenue · Austin, Texas, 78701 · (512) 463-9095

[Copyright © Texas Education Agency \(TEA\) 2007-2012](#)





User: Jennifer.wilson

User Role: District

Year:

CDN:

2011-2012 Indicator Test 19

Indicator Details and Formula

Result Determination Reference

**Charter School Name:** LIFE SCHOOL(057807)

**Indicator:**

**Did The Charter School's Investment Earnings In All Net Asset Groups Meet Or Exceed the Average 3-Month Treasury Bill Rate?**

**Results/Points** 5

**Last Updated:** 6/20/2013 10:42:49 AM

**Formula**

$$A / ((B + C + D + E) / 2) \geq F$$

**Field**

**Value**

A. Total Investment Earning:	<input type="text" value="23717.0000"/>
B. Current Cash	<input type="text" value="7204999.0000"/>
C. Current Investment	<input type="text" value="3220217.0000"/>
D. Previous Cash	<input type="text" value="9014461.0000"/>
E. Previous Investment	<input type="text" value="3213766.0000"/>
F. Average 3-Month Treasury Bill Rate:	<input type="text" value="0.0005917"/>

**Options**

## Section Four: Statewide Statistics



User: Jennifer.wilson

User Role: District
























Year: CDN: [Charter School Status Summary](#)[Help](#)[Home](#)[Exit](#)

## 2011-2012 Charter School Status Summary

CDN	Region	Name	Rating	Status
<a href="#">003801</a>	7	PINEYWOODS COMMUNITY ACADEMY	Superior Achievement	✓
<a href="#">013801</a>	2	ST MARY'S ACADEMY CHARTER SCHOOL	Superior Achievement	✓
<a href="#">014801</a>	12	RICHARD MILBURN ALTER HIGH SCHOOL (KILLEEN)	Above Standard Achievement	✓
<a href="#">014802</a>	12	TRANSFORMATIVE CHARTER ACADEMY	Substandard Achievement	✗
<a href="#">014803</a>	12	PRIORITY CHARTER SCHOOLS	Superior Achievement	✓
<a href="#">014804</a>	12	ORENDA CHARTER SCHOOL	Superior Achievement	✓
<a href="#">015801</a>	20	POR VIDA ACADEMY	Above Standard Achievement	✓
<a href="#">015802</a>	20	GEORGE GERVIN ACADEMY	Substandard Achievement	✗
<a href="#">015803</a>	20	HIGGS CARTER KING GIFTED & TALENTED CHARTER ACAD	Standard Achievement	✓
<a href="#">015805</a>	20	NEW FRONTIERS CHARTER SCHOOL	Above Standard Achievement	✓
<a href="#">015806</a>	20	SCHOOL OF EXCELLENCE IN EDUCATION	Standard Achievement	✓
<a href="#">015807</a>	20	SOUTHWEST PREPARATORY SCHOOL	Standard Achievement	✓
<a href="#">015808</a>	20	JOHN H WOOD JR PUBLIC CHARTER DISTRICT	Standard Achievement	✓
<a href="#">015809</a>	20	BEXAR COUNTY ACADEMY	Standard Achievement	✓
<a href="#">015814</a>	20	POSITIVE SOLUTIONS CHARTER SCHOOL	Standard Achievement	✓
<a href="#">015815</a>	20	RADIANCE ACADEMY OF LEARNING	Standard Achievement	✓

<a href="#">015816</a>	20	ACADEMY OF CAREERS AND TECHNOLOGIES CHARTER SCHOOL	Substandard Achievement	
<a href="#">015817</a>	20	SAN ANTONIO CAN HIGH SCHOOL	Superior Achievement	
<a href="#">015819</a>	20	SHEKINAH RADIANCE ACADEMY	Standard Achievement	
<a href="#">015820</a>	20	SAN ANTONIO SCHOOL FOR INQUIRY & CREATIVITY	Superior Achievement	
<a href="#">015822</a>	20	JUBILEE ACADEMIC CENTER	Superior Achievement	
<a href="#">015823</a>	20	SAN ANTONIO TECHNOLOGY ACADEMY	Above Standard Achievement	
<a href="#">015825</a>	20	LIGHTHOUSE CHARTER SCHOOL	Above Standard Achievement	
<a href="#">015826</a>	20	KIPP SAN ANTONIO	Standard Achievement	
<a href="#">015827</a>	20	SCHOOL OF SCIENCE AND TECHNOLOGY	Above Standard Achievement	
<a href="#">015828</a>	20	HARMONY SCIENCE ACAD (SAN ANTONIO)	Above Standard Achievement	
<a href="#">015830</a>	20	BROOKS ACADEMY OF SCIENCE AND ENGINEERING	Above Standard Achievement	
<a href="#">015831</a>	20	SCHOOL OF SCIENCE AND TECHNOLOGY DISCOVERY	Superior Achievement	
<a href="#">015832</a>	20	CITY CENTER HEALTH CAREERS	Above Standard Achievement	
<a href="#">015833</a>	20	HENRY FORD ACADEMY ALAMEDA SCHOOL FOR ART + DESIGN	Above Standard Achievement	
<a href="#">021803</a>	6	BRAZOS SCHOOL FOR INQUIRY & CREATIVITY	Superior Achievement	
<a href="#">021805</a>	6	ARROW ACADEMY	Standard Achievement	
<a href="#">031803</a>	1	HARMONY SCIENCE ACADEMY - BROWNSVILLE	Superior Achievement	
<a href="#">046802</a>	13	TRINITY CHARTER SCHOOL	Standard Achievement	
<a href="#">057802</a>	10	PEGASUS SCHOOL OF LIBERAL ARTS AND SCIENCES	Superior Achievement	
<a href="#">057803</a>	10	UPLIFT EDUCATION - NORTH HILLS PREPARATORY	Substandard Achievement	
<a href="#">057804</a>	10	DALLAS CAN ACADEMY CHARTER	Above Standard Achievement	
<a href="#">057805</a>	10	DALLAS COMMUNITY CHARTER SCHOOL	Above Standard Achievement	

<a href="#">057806</a>	10	ADVANTAGE ACADEMY	Superior Achievement	✓
<a href="#">057807</a>	10	LIFE SCHOOL	Superior Achievement	✓
<a href="#">057808</a>	10	UNIVERSAL ACADEMY	Above Standard Achievement	✓
<a href="#">057809</a>	10	NOVA ACADEMY	Standard Achievement	✓
<a href="#">057810</a>	10	ACADEMY OF DALLAS	Standard Achievement	✓
<a href="#">057811</a>	10	CHILDREN FIRST ACADEMY OF DALLAS	Above Standard Achievement	✓
<a href="#">057813</a>	10	TRINITY BASIN PREPARATORY	Above Standard Achievement	✓
<a href="#">057814</a>	10	ACADEMY FOR ACADEMIC EXCELLENCE	Substandard Achievement	✗
<a href="#">057815</a>	10	FAITH FAMILY ACADEMY OF OAK CLIFF	Superior Achievement	✓
<a href="#">057816</a>	10	A W BROWN-FELLOWSHIP LEADERSHIP ACADEMY	Above Standard Achievement	✓
<a href="#">057817</a>	10	FOCUS LEARNING ACADEMY	Superior Achievement	✓
<a href="#">057819</a>	10	JEAN MASSIEU ACADEMY	Above Standard Achievement	✓
<a href="#">057825</a>	10	HONORS ACADEMY	Superior Achievement	✓
<a href="#">057827</a>	10	NOVA ACADEMY (SOUTHEAST)	Above Standard Achievement	✓
<a href="#">057828</a>	10	WINFREE ACADEMY CHARTER SCHOOLS	Standard Achievement	✓
<a href="#">057829</a>	10	A+ ACADEMY	Above Standard Achievement	✓
<a href="#">057830</a>	10	INSPIRED VISION ACADEMY	Above Standard Achievement	✓
<a href="#">057831</a>	10	GATEWAY CHARTER ACADEMY	Standard Achievement	✓
<a href="#">057832</a>	10	ALPHA CHARTER SCHOOL	Above Standard Achievement	✓
<a href="#">057833</a>	10	EDUCATION CENTER INTERNATIONAL ACADEMY	Superior Achievement	✓
<a href="#">057834</a>	10	EVOLUTION ACADEMY CHARTER SCHOOL	Standard Achievement	✓
<a href="#">057835</a>	10	GOLDEN RULE CHARTER SCHOOL	Above Standard Achievement	✓
<a href="#">057836</a>	10	ST ANTHONY SCHOOL	Superior Achievement	✓

<a href="#">057837</a>	10	KIPP DALLAS-FORT WORTH	Superior Achievement	
<a href="#">057838</a>	10	UPLIFT EDUCATION - PEAK PREPARATORY	Above Standard Achievement	
<a href="#">057839</a>	10	LA ACADEMIA DE ESTRELLAS	Superior Achievement	
<a href="#">057840</a>	10	RICHLAND COLLEGIATE HIGH SCHOOL	Above Standard Achievement	
<a href="#">057841</a>	10	RECONCILIATION ACADEMY	Above Standard Achievement	
<a href="#">057842</a>	10	UPLIFT EDUCATION - WILLIAMS PREPARATORY	Standard Achievement	
<a href="#">057843</a>	10	UPLIFT EDUCATION - HAMPTON PREPARATORY	Standard Achievement	
<a href="#">057844</a>	10	MANARA ACADEMY	Superior Achievement	
<a href="#">061802</a>	11	TEXAS EDUCATION CENTERS	Superior Achievement	
<a href="#">061804</a>	11	LEADERSHIP PREP SCHOOL	Above Standard Achievement	
<a href="#">068801</a>	18	RICHARD MILBURN ACADEMY (ECTOR COUNTY)	Substandard Achievement	
<a href="#">068802</a>	18	COMPASS ACADEMY CHARTER SCHOOL	Standard Achievement	
<a href="#">070801</a>	10	WAXAHACHIE FAITH FAMILY ACADEMY	Superior Achievement	
<a href="#">071801</a>	19	BURNHAM WOOD CHARTER SCHOOL DISTRICT	Above Standard Achievement	
<a href="#">071803</a>	19	PASO DEL NORTE ACADEMY CHARTER DISTRICT	Superior Achievement	
<a href="#">071804</a>	19	EL PASO ACADEMY	Superior Achievement	
<a href="#">071806</a>	19	HARMONY SCIENCE ACAD (EL PASO)	Superior Achievement	
<a href="#">071807</a>	19	LA FE PREPARATORY SCHOOL	Standard Achievement	
<a href="#">071809</a>	19	VISTA DEL FUTURO CHARTER SCHOOL	Superior Achievement	
<a href="#">072801</a>	11	PREMIER HIGH SCHOOLS	Superior Achievement	
<a href="#">072802</a>	11	ERATH EXCELS ACADEMY INC	Superior Achievement	
<a href="#">084801</a>	4	MAINLAND PREPARATORY ACADEMY	Substandard Achievement	
<a href="#">084802</a>	4	ODYSSEY ACADEMY INC	Above Standard Achievement	





<a href="#">084804</a>	4	AMBASSADORS PREPARATORY ACADEMY	Above Standard Achievement	✓
<a href="#">084805</a>	4	PREMIER LEARNING ACADEMY	Standard Achievement	✓
<a href="#">092801</a>	7	EAST TEXAS CHARTER SCHOOLS	Superior Achievement	✓
<a href="#">101801</a>	4	MEDICAL CENTER CHARTER SCHOOL	Substandard Achievement	✗
<a href="#">101802</a>	4	SER-NINOS CHARTER SCHOOL	Above Standard Achievement	✓
<a href="#">101803</a>	4	ARISTOI CLASSICAL ACADEMY	Standard Achievement	✓
<a href="#">101804</a>	4	GEORGE I SANCHEZ CHARTER	Superior Achievement	✓
<a href="#">101805</a>	4	GIRLS & BOYS PREPARATORY ACADEMY	Above Standard Achievement	✓
<a href="#">101806</a>	4	RAUL YZAGUIRRE SCHOOL FOR SUCCESS	Above Standard Achievement	✓
<a href="#">101807</a>	4	UNIVERSITY OF HOUSTON CHARTER SCHOOL	Above Standard Achievement	✓
<a href="#">101809</a>	4	BAY AREA CHARTER INC	Superior Achievement	✓
<a href="#">101810</a>	4	ACADEMY OF ACCELERATED LEARNING INC	Above Standard Achievement	✓
<a href="#">101811</a>	4	EXCEL ACADEMY	Superior Achievement	✓
<a href="#">101812</a>	4	HOUSTON CAN ACADEMY CHARTER SCHOOL	Standard Achievement	✓
<a href="#">101813</a>	4	KIPP INC CHARTER	Above Standard Achievement	✓
<a href="#">101814</a>	4	THE VARNETT PUBLIC SCHOOL	Above Standard Achievement	✓
<a href="#">101815</a>	4	ALIEF MONTESSORI COMMUNITY SCHOOL	Superior Achievement	✓
<a href="#">101817</a>	4	ALPHONSO CRUTCH'S-LIFE SUPPORT CENTER	Suspended	✗
<a href="#">101819</a>	4	AMIGOS POR VIDA-FRIENDS FOR LIFE PUB CHTR SCH	Superior Achievement	✓
<a href="#">101821</a>	4	HOUSTON HEIGHTS HIGH SCHOOL	Superior Achievement	✓
<a href="#">101822</a>	4	JAMIE'S HOUSE CHARTER SCHOOL	Substandard Achievement	✗
<a href="#">101828</a>	4	HOUSTON GATEWAY ACADEMY INC	Above Standard Achievement	✓
<a href="#">101829</a>	4	HOUSTON HEIGHTS LEARNING ACADEMY INC	Superior Achievement	✓

<a href="#">101833</a>	4	LA AMISTAD LOVE & LEARNING ACADEMY	Standard Achievement	✓
<a href="#">101837</a>	4	CALVIN NELMS CHARTER SCHOOLS	Superior Achievement	✓
<a href="#">101838</a>	4	SOUTHWEST SCHOOL	Standard Achievement	✓
<a href="#">101840</a>	4	TWO DIMENSIONS PREPARATORY ACADEMY	Standard Achievement	✓
<a href="#">101842</a>	4	COMQUEST ACADEMY	Superior Achievement	✓
<a href="#">101845</a>	4	YES PREP PUBLIC SCHOOLS INC	Superior Achievement	✓
<a href="#">101846</a>	4	HARMONY SCIENCE ACADEMY	Above Standard Achievement	✓
<a href="#">101847</a>	4	BEATRICE MAYES INSTITUTE CHARTER SCHOOL	Superior Achievement	✓
<a href="#">101848</a>	4	NORTHWEST PREPARATORY	Standard Achievement	✓
<a href="#">101849</a>	4	ACCELERATED INTERMEDIATE ACADEMY	Superior Achievement	✓
<a href="#">101850</a>	4	ZOE LEARNING ACADEMY	Above Standard Achievement	✓
<a href="#">101852</a>	4	JUAN B GALAVIZ CHARTER SCHOOL	Substandard Achievement	✗
<a href="#">101853</a>	4	PROMISE COMMUNITY SCHOOL	Above Standard Achievement	✓
<a href="#">101854</a>	4	RICHARD MILBURN ACADEMY (SUBURBAN HOUSTON)	Substandard Achievement	✗
<a href="#">101855</a>	4	MEYERPARK ELEMENTARY	Superior Achievement	✓
<a href="#">101856</a>	4	DRAW ACADEMY	Above Standard Achievement	✓
<a href="#">101858</a>	4	HARMONY SCHOOL OF EXCELLENCE	Above Standard Achievement	✓
<a href="#">101859</a>	4	STEPPING STONES CHARTER EL	Superior Achievement	✓
<a href="#">101860</a>	4	KIPP SOUTHEAST HOUSTON	Substandard Achievement	✗
<a href="#">101861</a>	4	THE RHODES SCHOOL	Standard Achievement	✓
<a href="#">101862</a>	4	HARMONY SCHOOL OF SCIENCE - HOUSTON	Standard Achievement	✓
<a href="#">101863</a>	4	KOINONIA COMMUNITY LEARNING ACADEMY	Substandard Achievement	✗
<a href="#">101864</a>	4	WALIPP-TSU PREPARATORY ACADEMY	Above Standard Achievement	✓



<a href="#">101865</a>	4	VICTORY PREP	Standard Achievement	✓
<a href="#">105801</a>	13	KATHERINE ANNE PORTER SCHOOL	Above Standard Achievement	✓
<a href="#">105802</a>	13	TEXAS PREPARATORY SCHOOL	Above Standard Achievement	✓
<a href="#">108801</a>	1	IGNITE PUBLIC SCHOOLS AND COMMUNITY SERVICE CENTER	Standard Achievement	✓
<a href="#">108802</a>	1	SOUTH TEXAS EDUCATIONAL TECHNOLOGIES INC	Superior Achievement	✓
<a href="#">108804</a>	1	MIDVALLEY ACADEMY CHARTER DISTRICT	Superior Achievement	✓
<a href="#">108807</a>	1	IDEA PUBLIC SCHOOLS	Standard Achievement	✓
<a href="#">108808</a>	1	VANGUARD ACADEMY	Superior Achievement	✓
<a href="#">116801</a>	10	PHOENIX CHARTER SCHOOL	Substandard Achievement	✗
<a href="#">123803</a>	5	TEKOA ACADEMY OF ACCELERATED STUDIES STEM SCHOOL	Superior Achievement	✓
<a href="#">123805</a>	5	EHRHART SCHOOL	Superior Achievement	✓
<a href="#">123807</a>	5	BOB HOPE SCHOOL	Above Standard Achievement	✓
<a href="#">130801</a>	13	MEADOWLAND CHARTER SCHOOL	Above Standard Achievement	✓
<a href="#">152802</a>	17	RISE ACADEMY	Superior Achievement	✓
<a href="#">152803</a>	17	SOUTH PLAINS ACADEMY CHARTER DISTRICT	Above Standard Achievement	✓
<a href="#">152805</a>	17	HARMONY SCIENCE ACAD (LUBBOCK)	Above Standard Achievement	✓
<a href="#">161801</a>	12	WACO CHARTER SCHOOL	Superior Achievement	✓
<a href="#">161802</a>	12	RAPOPORT ACADEMY PUBLIC SCHOOL	Superior Achievement	✓
<a href="#">161807</a>	12	HARMONY SCIENCE ACAD (WACO)	Superior Achievement	✓
<a href="#">165802</a>	18	MIDLAND ACADEMY CHARTER SCHOOL	Superior Achievement	✓
<a href="#">170801</a>	6	TEXAS SERENITY ACADEMY	Suspended	✗
<a href="#">174801</a>	7	STEPHEN F AUSTIN STATE UNIVERSITY CHARTER SCHOOL	Superior Achievement	✓

<a href="#">178801</a>	2	DR M L GARZA-GONZALEZ CHARTER SCHOOL	Above Standard Achievement	
<a href="#">178804</a>	2	RICHARD MILBURN ALTER HIGH SCHOOL (CORPUS CHRISTI)	Substandard Achievement	
<a href="#">178807</a>	2	CORPUS CHRISTI MONTESSORI SCHOOL	Superior Achievement	
<a href="#">178808</a>	2	SEASHORE CHARTER SCHOOLS	Superior Achievement	
<a href="#">178809</a>	2	SCHOOL OF SCIENCE AND TECHNOLOGY CORPUS CHRISTI	Substandard Achievement	
<a href="#">183801</a>	7	PANOLA CHARTER SCHOOL	Superior Achievement	
<a href="#">184801</a>	11	CROSSTIMBERS ACADEMY	Superior Achievement	
<a href="#">188801</a>	16	RICHARD MILBURN ACADEMY (AMARILLO)	Substandard Achievement	
<a href="#">193801</a>	20	BIG SPRINGS CHARTER SCHOOL	Above Standard Achievement	
<a href="#">212801</a>	7	CUMBERLAND ACADEMY	Standard Achievement	
<a href="#">212803</a>	7	AZLEWAY CHARTER SCHOOL	Substandard Achievement	
<a href="#">213801</a>	11	BRAZOS RIVER CHARTER SCHOOL	Superior Achievement	
<a href="#">220801</a>	11	TREETOPS SCHOOL INTERNATIONAL	Superior Achievement	
<a href="#">220802</a>	11	ARLINGTON CLASSICS ACADEMY	Above Standard Achievement	
<a href="#">220804</a>	11	FORT WORTH CAN ACADEMY	Substandard Achievement	
<a href="#">220809</a>	11	FORT WORTH ACADEMY OF FINE ARTS	Superior Achievement	
<a href="#">220810</a>	11	WESTLAKE ACADEMY CHARTER SCHOOL	Substandard Achievement	
<a href="#">220811</a>	11	EAST FORT WORTH MONTESSORI ACADEMY	Superior Achievement	
<a href="#">220812</a>	11	RICHARD MILBURN ACADEMY (FORT WORTH)	Substandard Achievement	
<a href="#">220813</a>	11	HARMONY SCIENCE ACAD (FORT WORTH)	Above Standard Achievement	
<a href="#">220814</a>	11	TEXAS ELEMENTARY SCHOOL OF THE ARTS	Superior Achievement	
<a href="#">220815</a>	11	CHAPEL HILL ACADEMY	Superior Achievement	
<a href="#">220816</a>	11	UPLIFT EDUCATION-SUMMIT INTERNATIONAL PREPARATORY	Standard Achievement	

<a href="#">220817</a>	11	NEWMAN INTERNATIONAL ACADEMY OF ARLINGTON	Superior Achievement	
<a href="#">221801</a>	14	TEXAS COLLEGE PREPARATORY ACADEMIES	Above Standard Achievement	
<a href="#">226801</a>	15	TEXAS LEADERSHIP	Superior Achievement	
<a href="#">227801</a>	13	AMERICAN YOUTHWORKS CHARTER SCHOOL	Substandard Achievement	
<a href="#">227803</a>	13	WAYSIDE SCHOOLS	Superior Achievement	
<a href="#">227804</a>	13	NYOS CHARTER SCHOOL	Superior Achievement	
<a href="#">227805</a>	13	TEXAS EMPOWERMENT ACADEMY	Above Standard Achievement	
<a href="#">227806</a>	13	UNIVERSITY OF TEXAS UNIVERSITY CHARTER SCHOOL	Substandard Achievement	
<a href="#">227814</a>	13	CHAPARRAL STAR ACADEMY	Superior Achievement	
<a href="#">227816</a>	13	HARMONY SCIENCE ACADEMY (AUSTIN)	Above Standard Achievement	
<a href="#">227817</a>	13	CEDARS INTERNATIONAL ACADEMY	Superior Achievement	
<a href="#">227818</a>	13	AUSTIN CAN ACADEMY CHARTER SCHOOL	Standard Achievement	
<a href="#">227819</a>	13	UNIVERSITY OF TEXAS ELEMENTARY CHARTER SCHOOL	Superior Achievement	
<a href="#">227820</a>	13	KIPP AUSTIN PUBLIC SCHOOLS INC	Above Standard Achievement	
<a href="#">227821</a>	13	AUSTIN DISCOVERY SCHOOL	Superior Achievement	
<a href="#">227824</a>	13	THE EAST AUSTIN COLLEGE PREP ACADEMY	Above Standard Achievement	
<a href="#">234801</a>	7	RANCH ACADEMY	Standard Achievement	
<a href="#">236801</a>	6	RAVEN SCHOOL	Superior Achievement	
<a href="#">240801</a>	1	GATEWAY ACADEMY CHARTER DISTRICT	Superior Achievement	
<a href="#">240804</a>	1	HARMONY SCIENCE ACADEMY LAREDO	Above Standard Achievement	
<a href="#">243801</a>	9	BRIGHT IDEAS CHARTER	Substandard Achievement	
<a href="#">246801</a>	13	MERIDIAN WORLD SCHOOL LLC	Superior Achievement	



User: Jennifer.wilson

User Role: District

Year: 2011-2012

CDN:

Overall Statistics

Help

Home

Exit

## Overall Statistics

[2011-2012 Status Counts](#)
[2011-2012 Rating Counts](#)
[All Results by Indicator](#)
[Answers By Indicators](#)

Status	Count	% Total	Enrollment	% Total Enrollment
Fail	24	12.18	11262	7.31
Pass	171	86.80	142407	92.42
Suspended	2	1.02	412	0.27
TOTAL	197	100.00	154081	100.00

## Options

[Print](#)

Audit Home Page: [School Financial Audits](#) | Send comments or suggestions to [schoolaudits@tea.state.tx.us](mailto:schoolaudits@tea.state.tx.us)  
The [Texas Education Agency](#)

1701 North Congress Avenue · Austin, Texas, 78701 · (512) 463-9095

[Copyright © Texas Education Agency \(TEA\) 2007-2012](#)

This website is best viewed in Internet Explorer 6.0 and above.  
CSSF 1.1.0.5